

Philipp Schlatter

pschlatt@mech.kth.se

Linné FLOW Centre, KTH Mechanics, Stockholm, Sweden

## Case Description

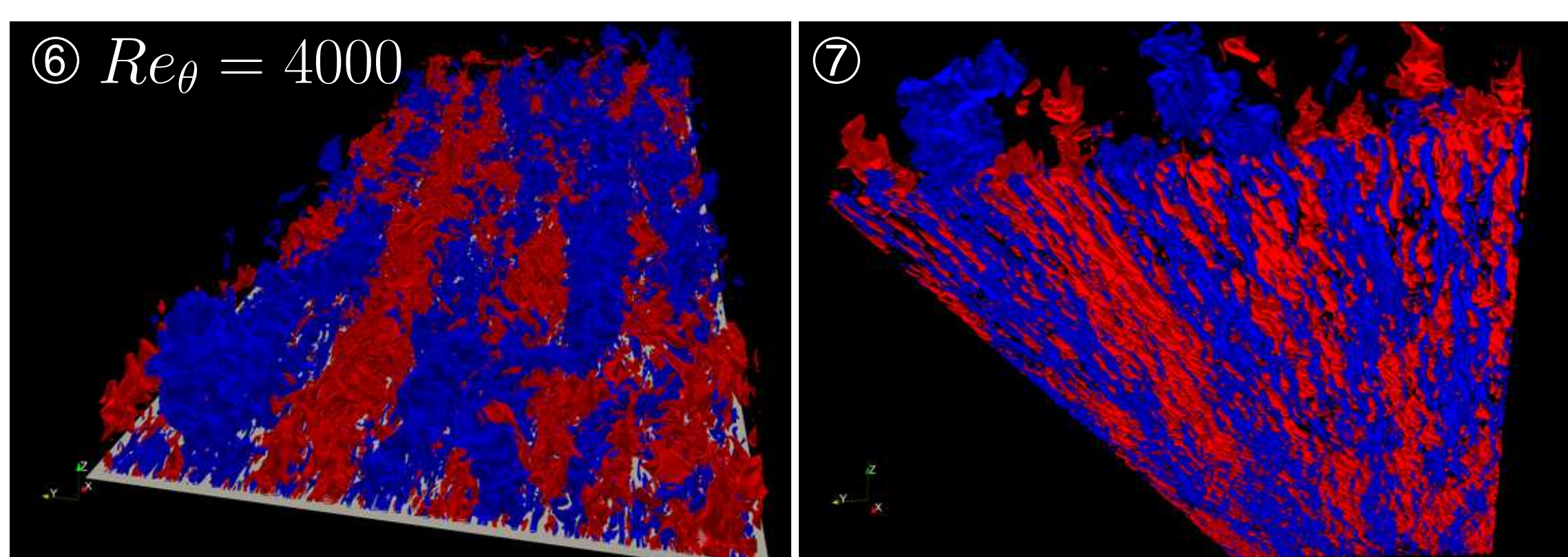
A canonical turbulent boundary layer under zero pressure gradient is studied via direct numerical simulation (DNS). The boundary layer is spatially developing on a smooth flat plate, and transition to turbulence of the inflowing laminar Blasius boundary layer is triggered by a random volume force shortly downstream of the inflow, similar to a tripping strip

in an experiment [5, 6]. The simulation covers a large domain starting at  $Re_\theta = 180$  extending up to the (numerically high)  $Re_\theta = 4300$  (based on the momentum thickness  $\theta$  and free-stream velocity  $U_\infty$ ). The chosen numerical resolution for the fully spectral numerical method [2] is high enough to resolve the relevant flow structures; in the wall-parallel direc-

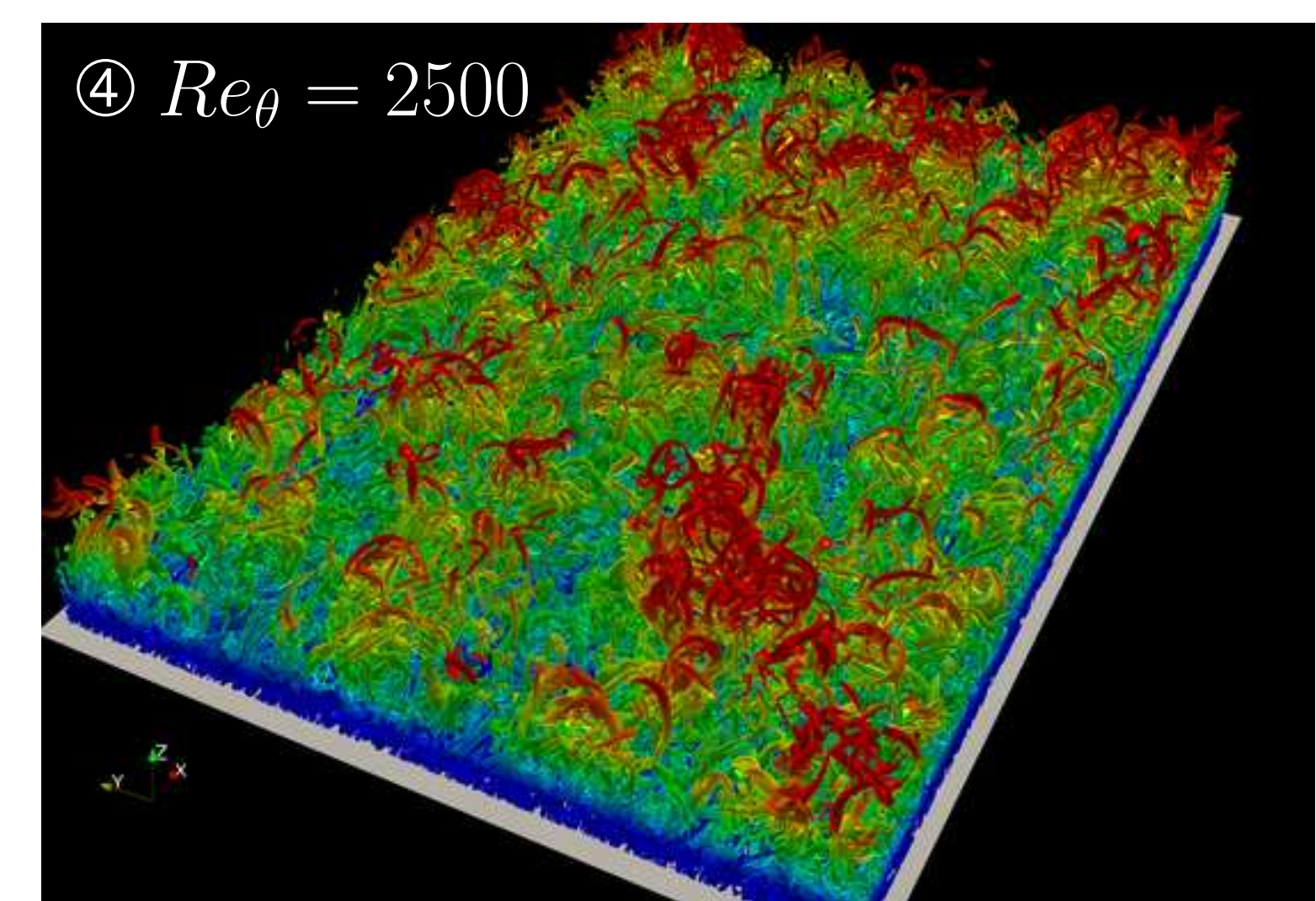
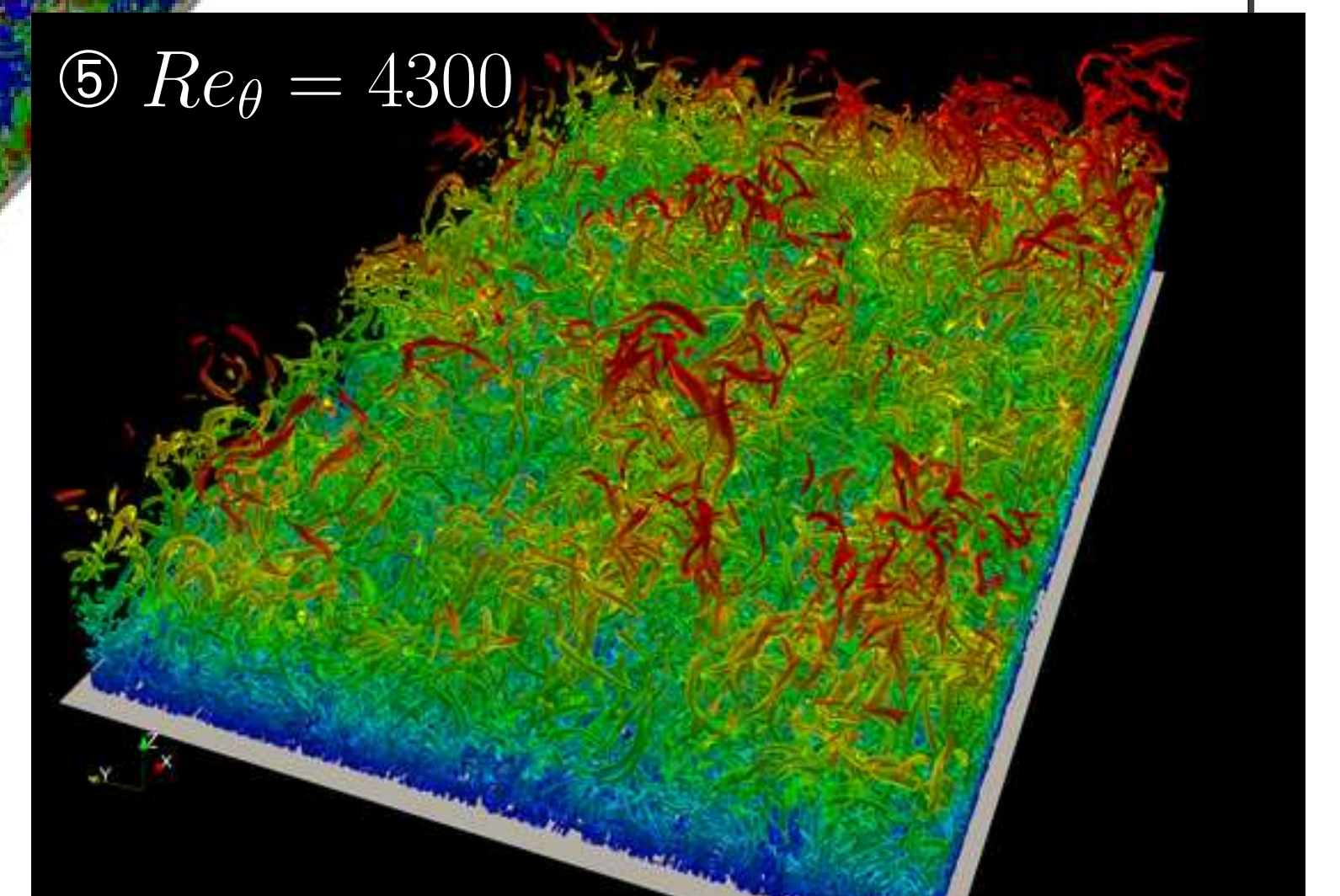
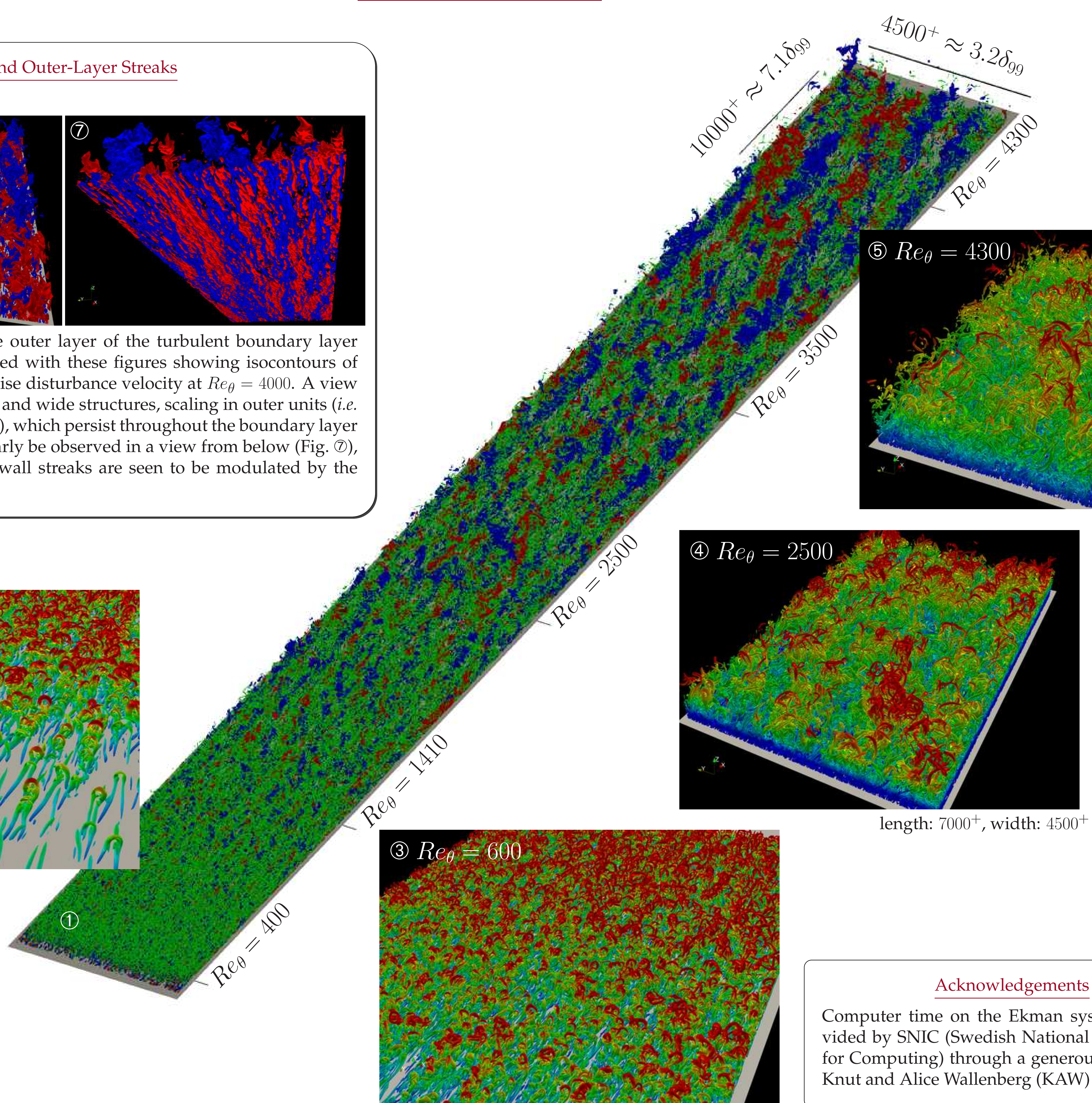
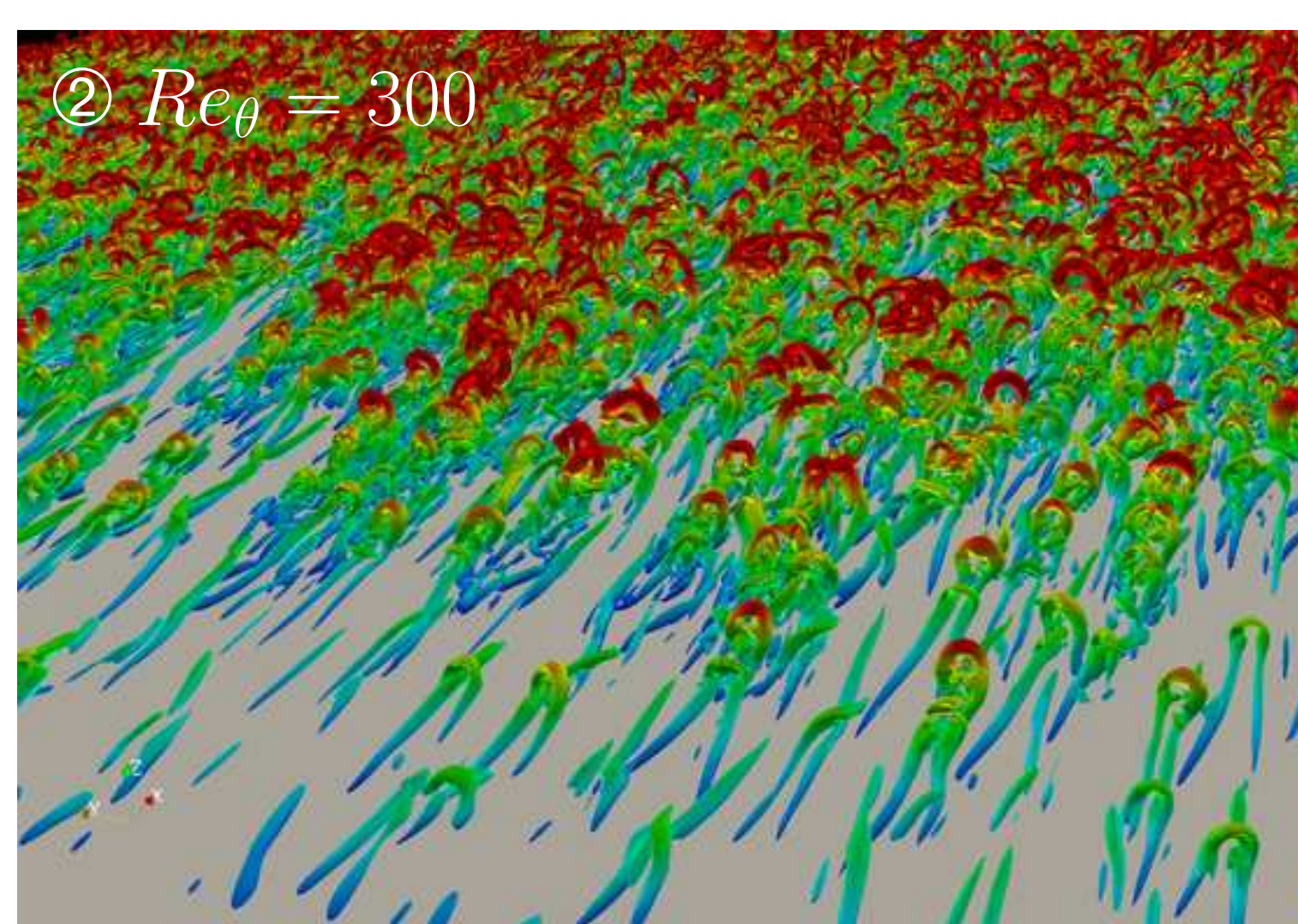
tions  $\Delta x^+ = 9$  and  $\Delta z^+ = 4$  is achieved. The whole simulation domain requires a total of  $8 \cdot 10^9$  grid points in physical space. Turbulence statistics of the flow (not shown here) are in very good agreement with experimental studies at similar Reynolds numbers [5, 6].

## Visualisation Results


### Inner and Outer-Layer Streaks



The streaky appearance of the outer layer of the turbulent boundary layer at high  $Re$  is clearly highlighted with these figures showing isocontours of **positive** and **negative** streamwise disturbance velocity at  $Re_\theta = 4000$ . A view from top (Fig. ⑥) features long and wide structures, scaling in outer units (*i.e.* boundary-layer thicknesses  $\delta_{99}$ ), which persist throughout the boundary layer down to the wall. This can clearly be observed in a view from below (Fig. ⑦), in which the well-know near-wall streaks are seen to be modulated by the large-scale structure.



length:  $7000^+$ , width:  $4500^+$



### Acknowledgements

Computer time on the Ekman system was provided by SNIC (Swedish National Infrastructure for Computing) through a generous grant by the Knut and Alice Wallenberg (KAW) Foundation.

The complete turbulent boundary layer (Fig. ①) is visualised by means of isocontours of **negative**  $\lambda_2$  [3], **positive** and **negative** streamwise disturbance velocity. The various insets highlight the different development stages of the boundary layer (isocontours of  $\lambda_2$  coloured by the wall distance), accurately captured by the present numerical setup: During laminar-turbulent transition (Fig. ②), hairpin vortices dominate the

span of the flow [1], with their heads being visible for some distance downstream (③). This feature of low- $Re$  turbulent flow was recently put forward in Refs. [4] and [7], denoted as “forest of hairpins”. However, as the Reynolds number is increased, the scale separation between inner and outer units is getting larger, and the flow is less and less dominated by these transitional flow structures. At  $Re_\theta = 2500$ , Fig. ④, iso-

lated instances of hairpin arches can still be observed, riding on top of the emerging outer-layer streaky structures. At the highest present Reynolds number,  $Re_\theta = 4300$  shown in Fig. ⑤, individual hairpins cannot be seen any longer. The boundary layer now is truly turbulent, and the outer layer is dominated by large-scale streaky organisation (see also Figs. ⑥ and ⑦) of the turbulent vortices.

## References

- [1] R.J. Adrian, “Hairpin vortex organization in wall turbulence”, *Phys. Fluids*, 19(041301), 2007.
- [2] M. Chevalier, P. Schlatter, A. Lundbladh, D.S. Henningson, “SIMSON - A Pseudo-Spectral Solver for Incompressible Boundary Layer Flows”, *Tech. Rep. TRITA-MEK 2007:07*, KTH Mechanics, Stockholm, Sweden, 2007.
- [3] J. Jeong, and F. Hussain, “On the identification of a vortex”, *J. Fluid Mech.*, 285, pp. 69–94, 1995.
- [4] I. Marusic, “Unravelling turbulence near walls”, *J. Fluid Mech.*, 630, pp. 1–4, 2009.
- [5] P. Schlatter, R. Örlü, Q. Li, G. Brethouwer, J.H.M. Fransson, A.V. Johansson, P.H. Alfredsson, and D.S. Henningson, “Turbulent boundary layers up to  $Re_\theta = 2500$  studied through numerical simulation and experiments”, *Phys. Fluids*, 21(051702), 2009.
- [6] P. Schlatter, Q. Li, G. Brethouwer, A.V. Johansson, and D.S. Henningson, “Simulations of high-Reynolds number turbulent boundary layers”, *Int. J. Heat Fluid Flow*, submitted.
- [7] X. Wu, and P. Moin, “Forest of hairpins in a low-Reynolds-number zero-pressure-gradient flat-plate boundary layer”, *Phys. Fluids*, 21(091106), 2009.